

INSIDE OUT EVERY DAY

Preschool

1 Samuel 24:1-22

Lesson 1

Your child learned that living inside out means respecting people in charge. David showed respect for authority when he had respect for King Saul, even though King Saul was trying to harm David. God tells all of us to respect people in charge.



Do You Remember?

Think about these questions with your child:

- How did David show that he had respect for King Saul?
- How can you show that you have respect for people in charge?



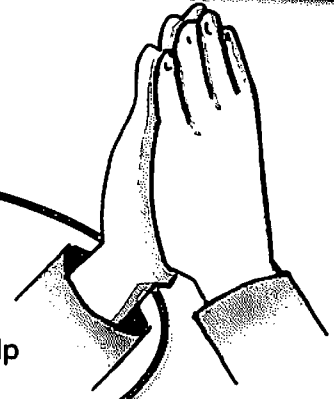
God At Work

God tells us to respect people in charge.



"Respect everyone."
— 1 Peter 2:17a



Talk with your parents about people who are in charge of things. Pray, thanking God for them and asking him to help you respect them.



Draw a picture of one way you respect someone who is in charge. Have your mom or dad help you write the word "respect" at the top of your page. Hang your picture in a place that will remind you that God wants us to respect people in charge.




Show your parents, grandparents, and teachers you respect them by being polite. Instead of answering them with a "yeah" or "uh-uh," answer them with "yes, ma'am" or "no, sir."

INSIDE-OUT AT HOME



Mother, May I?

1. **Play** a game of Mother, May I or Dad Says (like Simon Says) with your children.
2. **Talk** about how, when we do what we are told and use our manners, we are showing respect for people in charge.



Respectful Reminders

1. **Remind** your children that God wants us to respect people in charge. That means they should respect their parents.
2. **Tell** your children that you're going to be watching them all day long, and each time they show respect for you by obeying the first time, helping before being asked, or speaking kindly, you will put a marble in a jar.
3. **Make** a big deal about putting a marble in the jar each time you "catch" your child respecting you.
4. **Let** the jar of marbles be a reminder to your child to always respect people in charge.



INSIDE OUT EVERY DAY

Lower Elementary

1 Samuel 24:1-22

Lesson 1

Like David, we all have people in charge over us. God wants you to show respect to everyone, including the people in charge over you. Remember what showing respect means? It means listening to these people and not doing anything to hurt them.



Do You Remember?


- Why did David choose not to harm Saul?
- How will you show respect to people in charge?



God At Work

God tells us to respect people in charge.

"Respect everyone."
— 1 Peter 2:17a




As you sit in school and your teacher is talking, listen carefully and show your teacher your respect by paying attention.



Help your parent or grandparent with dinner by setting the table before you're asked. As you set the table, talk about respect and how you want to help without being told to.



Ask God to help you show respect to someone in charge even if you don't like the way this person does things.



INSIDE-OUT AT HOME



Show Respect!

Choose a person in authority to whom you can show respect through an act of kindness. By simply giving a plate of cookies to a person in authority, you can give the message of respect and appreciation. Make a batch of cookies with an adult, and deliver them with a note that says, "I Respect You."

Together:


Mix 2 cups sugar, 2 tablespoons cocoa powder, 1 melted stick butter or margarine, and ½ cup milk in a large, microwave-safe bowl. Cook the mixture on high until it boils for 1 minute, stirring after 2 minutes.

Stir in 1 teaspoon vanilla, 1 cup peanut butter chips or butterscotch chips (or ½ each of both). Then mix in 4 cups oats.

Drop by spoonfuls onto wax paper and let cool.


Place cookies on a paper plate when firm, and cover with plastic wrap.

Design a note with the words "I Respect You", and attach it to your plate of cookies. Deliver your treats, and remember that God wants us to respect those in charge.



You'll Need

magazines • scissors • glue • 1 large baby-food jar • rubber band • 1 tea light candle



Respectful Light

1. Think of a person in your life whom you respect and who has taught you some special skill.
2. Look through magazines for things that remind you of what that person has taught you, and cut them out. Choose pictures that are small enough to fit on the side of the baby-food jar.
3. Glue the magazine pictures to the outside of the baby-food jar.
4. Wrap the rubber band around the outside of the jar to keep the pictures in place while the glue is drying.
5. Place the tea light candle inside the jar.
6. Give your gift to the person you chose.
7. Explain why you chose the pictures you did.
8. Show respect by telling the person that you respect and are thankful for him or her.

INSIDE OUT EVERY DAY

Upper Elementary

1 Samuel 24:1-22

Lesson 1

David respected King Saul because God had made Saul the king. King Saul had been trying to kill David, but David was kind to him in return! Respecting some people isn't always easy, but God wants us to respect people in charge.



Do You Remember?

- How did David show respect to King Saul?
- How can you show respect to the people in charge of you?





God At Work

God tells us to respect people in charge.

**"Respect everyone."
— 1 Peter 2:17a**




Show respect for your family by making your bed and keeping your room clean this week without having to be asked.



Show respect for your teacher by doing what you're told the first time!



Show respect for your parents by talking to them in a nice tone of voice, even when you may be frustrated with them.



INSIDE-OUT AT HOME



Dear Mr. President

Pop quiz! Who is the president of your country? Who is your state's governor? Who are your state's senators? Who is your city's mayor? If you don't know, ask an adult or have someone help you find the answers on the Internet. Here are Web sites that may help:

- www.whitehouse.gov/contact
- www.senate.gov
- www.astna.org/governors

1. Write one of these people a letter of respect.
2. Thank this leader for serving the people of your country, state, or city.
3. Tell why you respect people in charge.
4. Find this person's address on the Internet, in the phone book, or at your local city hall or courthouse.
5. Mail your letter of respect!



You'll Need

roll of toilet paper

A Piece of Respect

1. Gather a couple of friends or family members in your family room.
2. Wrap "King Saul" (a friend or family member) with toilet paper to make a robe. Drape long strips of toilet paper over each shoulder so they hang to the knees both in the front and back. Finish the robe by wrapping toilet paper several times around the waist as a belt.
3. Ask people to take turns tearing off a small piece of King Saul's robe while thinking of one way they *didn't* show respect to someone in charge in the past.
4. Look at King Saul's tattered robe together, and discuss what happens when people don't respect people in charge.
5. Think of ways you can respect people in charge.

